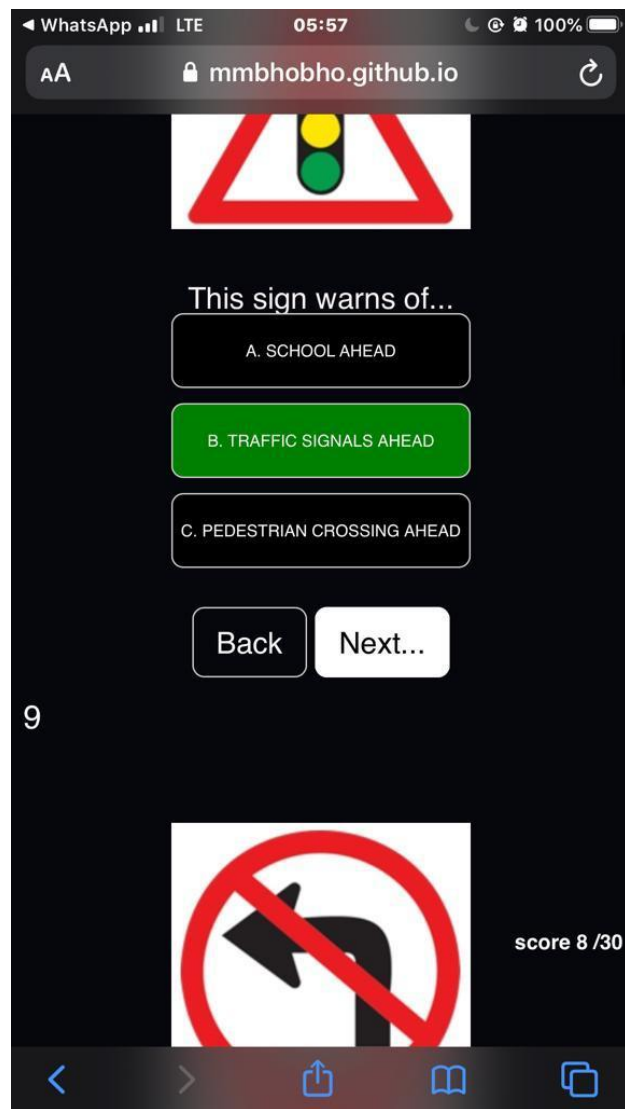


([CLICK HERE](#)) TO ACCESS ALL THE NOTES, QUESTIONS AND ANSWERS FOR FREE!!!



([CLICK HERE](#)) TO ACCESS ALL THE NOTES, QUESTIONS AND ANSWERS FOR FREE!!!

## Test A

5. You may not obtain a learners license if ....

- (i) You already have a license that authorizes the driving of the same vehicle class
- (ii) You are declared unfit to obtain a driving license for certain period and that period still prevails
- (iii) Your license was suspended temporarily and the suspension has not yet expired

SELECT THE CORRECT COMBINATION

- A. (i) only is correct
- B. (ii) and (iii) only are correct
- C. (i); (ii) and (iii) are correct

6. What does warning sign L10 shows you?

- A. Roads cross ahead and other vehicles from the side must stop or yield at the intersection
- B. A railway line intersects with the road that you are traveling on.
- C. A 4way-stop will be found ahead where the roads cross.

7. A vehicle of which the brakes are not good must be towed ...

- A. With a rope
- B. With a tow-bar
- C On a trailer

8. Sign B6or 5 shows you that ...

- A. Must only drive straight on
- B. Will get a freeway ahead
- C. Will get a one-way road ahead

9. A safe following distance is, when the vehicle in front of you suddenly stops, you could...

- A. stop without swerving
- B. Swerve and stop next to it
- C. Swerve and pass

10. Sign E1...

- A. Shows you that there is a hospital ahead where you must not make noise
- B. Shows you that you may not pick up people
- C. Prohibits you from using your hooter

11. Unless otherwise shown by a sign, the general speed limit in a town or city is... km/h

- A. 60
- B. 80
- C. 100

12. Sign P2 shows you that...

- A. it is a special lane for cyclists
- B. No cyclists are allowed there

C. You must be on the lookout for cyclists

13. The furthest that your vehicle's dim lights may shine in front of you is...m

A. 45

B. 100

C. 150

14. What does sign E4 shows you?

(i) You may not turn left ahead

(ii) You may not turn left there

(iii) There is a one-way to the right ahead

SELECT THE CORRECT COMBINATION

A. (i) only is correct

B. (ii) and (iii) only are correct

C. (i) and (iii) only are correct

15 You may not ...

A. You may not have passengers in the vehicle if you only have a learner's license

B. Leave your vehicle unattended while the engine is running

C. Drive in reverse for more than 100 m

16. Road marking Z5 Warns you that ...

A. There is a level crossing with one railway line ahead

B. Roads cross ahead

C. The freeway ends ahead

17. The last action that you must take before moving to another lane is to...

A. Switch on your indicator

B. Check the blind spot

Look in the rear view mirror

18. Sign R1 shows you that the road ....

A. Winds

B. Is untarred

C. Is slippery

19. If you want to change lanes, you must...

A. Switch on your indicator and change lanes

B. Give the necessary signal and after looking for other traffic, change lanes

C. Apply the brakes lightly and then change lanes

20. What does the sign A3 shows you?

A. it is the same as a yield sign and you can proceed without stopping

B. Make sure that it is safe, wait until all traffic has departed and then drive on

C. Stop and drive on when it is safe to do so in the sequence that the vehicles stopped at the intersection

21. You may pass another vehicle on its left-hand side if it...

- (i) Indicate that it is going to turn right
- (ii) Drive on the right-hand side of a road with a shoulder where you can pass
- (iii) Drives in a town in the right-hand lane with two lanes in the same direction

SELECT THE CORRECT COMBINATION

- A. (i) and (iii) only are correct
- B. All of the above are correct
- C. (i) only is correct

22. Sign U4 shows you that the road ...

- A. Winds for 12 km
- B. Winds 12km from there
- C. Is slippery for 12km

23 You are not allowed to stop...

- A. opposite a vehicle where the roadway is 10 m wide
- B. Where you are also not allowed to park
- C. 5 m from a bridge

24. Sign E3 shows you that...

- A. there is a road with two lanes ahead
- B. You are not allowed to drive there without permission
- C. A freeway starts

25. You may on a public road ...

- A. Pass another vehicle turning right on the left-hand side without driving on the shoulder of the road
- B. Pass another vehicle at any place on the left-hand side if it is turning right
- C. Not pass any vehicle on the left-hand side

26. What does sign S1 when it flashes shows you?

- A. The police have a blockade ahead
- B. There is danger in the road ahead
- C. There is a robot ahead

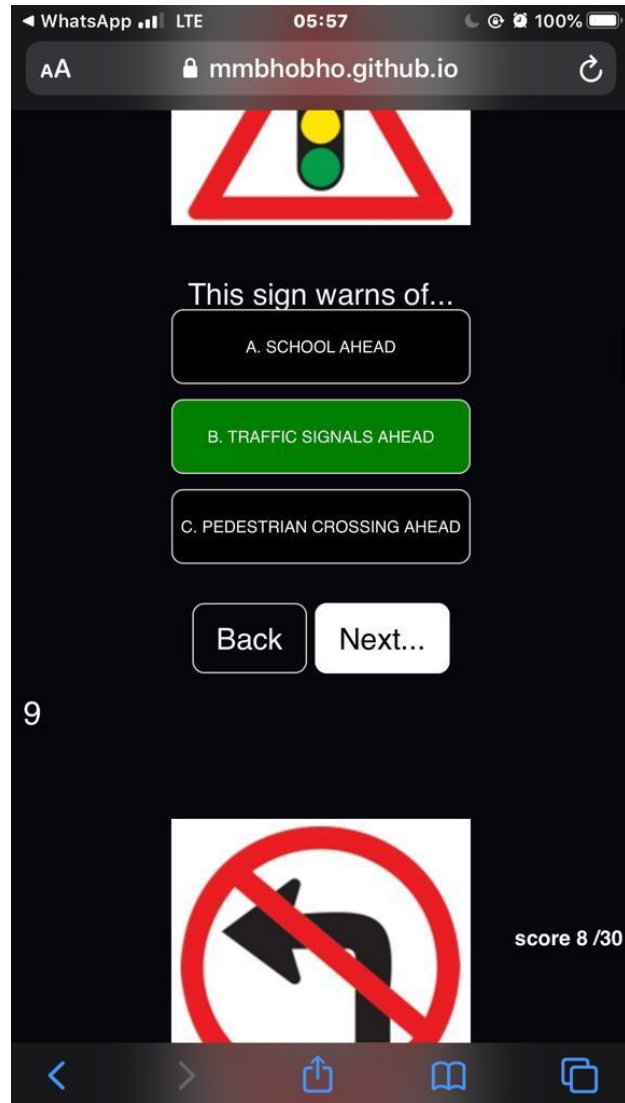
27. At an intersection...

- A. Pedestrians who are already crossing the road when the red men signal start showing, have the right of way
- B. You can pass another vehicle waiting to turn right on its left-hand side by going off the road
- C. You can stop in it to off load passengers

28. What does sign B1 shows you?

- A. That sign is applicable for 50 m
- B. You may not drive faster than 50 km/h
- C. You may not drive slower than 50km/h

([CLICK HERE](#)) TO ACCESS ALL THE NOTES, QUESTIONS AND ANSWERS FOR FREE!!!



([CLICK HERE](#)) TO ACCESS ALL THE NOTES, QUESTIONS AND ANSWERS FOR FREE!!!

29. The fastest speed at which you may tow a vehicle with a rope is... km/h

A. 60

B. 45

C. 30

30. Sign J8 shows you the...

A. Maximum speed allowed at night

B. Recommended speed when your lights are on

C. Distance to the next town

31. You may cross or enter a public road ...

A. If the road is clear of traffic for a short distance

B. If the road is clear of traffic for a long distance and can be done without obstructing traffic

C. In any manner as long as you use your indicator in time

32. Sign E9 shows you that...

A. Only motorcycles may not pass each other

B. No motor vehicles may pass each other

C. There is a bridge ahead where only one vehicle at a time can cross

33. Your vehicle's dim lights must be switched on ...

(i) At any time of the day you cannot see persons and vehicles 150 m in front of you

(ii) From sunrise to sunset

(iii) When it rains and you cannot see vehicles 100 m in front of you

SELECT THE CORRECT COMBINATION

A. (ii) only is correct

B. (i) and (ii) only are correct

C. all of the above are correct

34. Road marking GM1 in the sketch booklet, sketch 9....

A. Shows the lanes for road users

B. Divides the road in two sections

C. Is only found in a parking area

35. Road marking RTM1 in the sketch booklet, sketch 4, shows you that you...

A. If you are driving in car A must stop before this line

B. If you are driving in car A must reduce speed and drive on if it is safe

C. If you are driving in car B can pass car A if there are no other vehicles in the intersection

36. What is the difference between road marking AA6 and road marking Y3?

A. There is no difference between the two and both show you that you may not pass other vehicles

B. Both show you that you may not pass other vehicles but you will find AA6 on all roads and Y3 on freeways only

C. AA6 shows you that you may not pass other vehicles while Y3 shows you that you may not drive over it to turn into a yard or anything else

37. When are you allowed to drive in the section left of the yellow line, RM4.1 in the sketch booklet sketch 10?

- (i) Any time when you want to allow another vehicle to pass you
- (ii) In daytime when you want to allow another vehicle to pass you
- (iii) When on a freeway with two lanes in both directions you want to drive slower than 120 km/h
- (iv) When you have a flat tyre and you want to park there to change it

SELECT THE CORRECT COMBINATION

- A. (i); (iii) and (iv) only are correct
- B. (ii) and (iv) only are correct
- C. All of the above are correct

38. All roads signs with a yellow background e.g. R10 are... signs

- A. Warning
- B. Temporary
- C. tourism

39. When may you NOT pass another vehicle? When you ....

- (i) Are nearing the top of a hill
- (ii) Are nearing a curve
- (iii) Can only see 100 m in front of you because of the smoke over the road

SELECT THE CORRECT COMBINATION

- A. (i) only is correct
- B. All of the above are correct
- C. (i) and (ii) only are correct

40. Marking BB3 shows you that only ... may park there

- A. Buses
- B. Business vehicles
- C. Minibuses

41. You may NOT drive into an intersection when...

- A. The robot (traffic signal) is yellow and you are already in the intersection
- B. The vehicle in front of you wants to turn right and the road is wide enough to pass on the left-hand side
- C. There is not enough space in the intersection to turn right without blocking other traffic

42. When the robot is red and the green arrow flashes to the right as indicated in X5, it shows you that ...

- A. Only pedestrians may walk
- B. If you want to turn right, you may go
- C. All traffic must turn right there

43. When you were involved in an accident you ...

- (i) Must immediately stop your vehicle
- (ii) Must see if somebody is injured
- (iii) May use a little bit of alcohol for the shock

SELECT THE CORRECT COMINATION

A. (i) and (ii) only are correct

B. (ii) only is correct

C. All of the above are correct

44. If you come to a robot and the red light flashes, you must ...

A. Stop and wait for the light to change to green before you go

B. Stop and go only if it is safe to do so

C. Look out for a roadblock as the light shows you a police stop

45. The legal speed which you may drive ....

A. Is always 120 km/h outside town/cities

B. Can be determined by yourself if you look at the number of lanes which the road has

C. Is shown to you by signs next to the road

46. Sign A8 shows you that ...

A. The road ends

B. You are not allowed to enter there

C The entry is for ambulances only

47. When do you have right of way?

(i) When you are within a traffic circle

(ii) When you have stopped first at a four-way stop

(iii) When you want to turn right at an intersection in a two-way road

SELECT THE CORRECT COMBINATION

A. (i) and (ii) only are correct

B. All of the above are correct

C. (i) only is correct

48. When sign X8 is illuminated it shows you that ....

A. There is no throughway there

B. There is an unguarded railway crossing ahead

C. It is a lane only for traffic coming from the front

49. If you come across an emergency vehicle on the road sounding a siren you must....

A. Flash your headlights to warn other traffic

B Give right of way to the emergency vehicle

C. Switch on your vehicle's emergency lights and blow your hooter

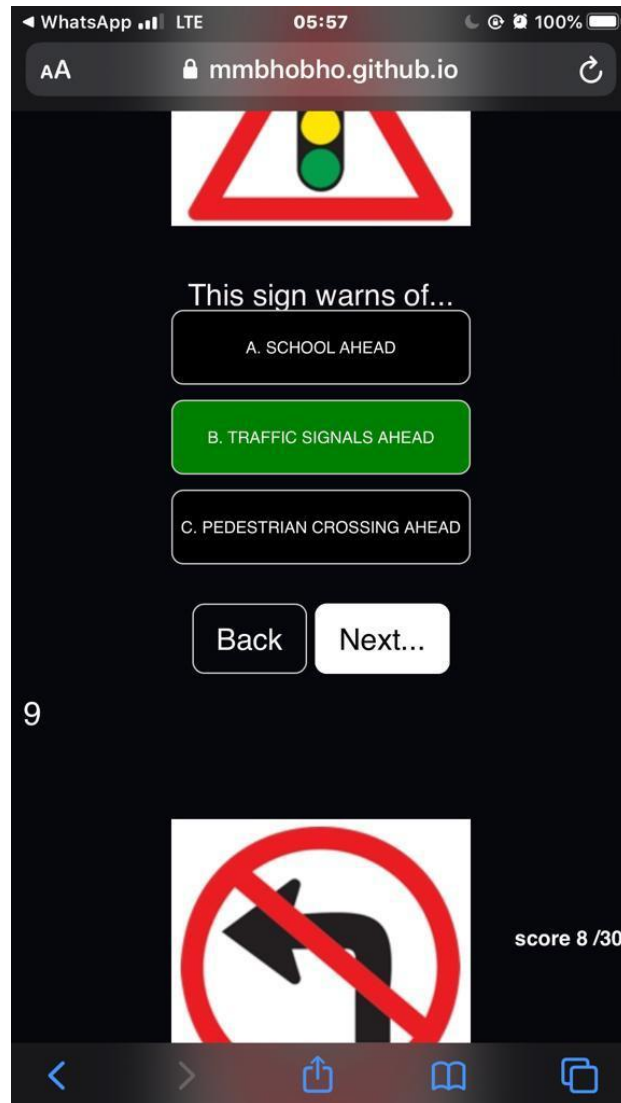
50. Road markings AA4 show you that...

A You are not allowed to pass another vehicle there



- B. A line is going to begin which prohibit you from passing
- C. The lane split into more lanes in the direction of the arrow

([CLICK HERE](#)) TO ACCESS ALL THE NOTES, QUESTIONS AND ANSWERS FOR FREE!!!



([CLICK HERE](#)) TO ACCESS ALL THE NOTES, QUESTIONS AND ANSWERS FOR FREE!!!

51. If you want to turn left with your vehicle you must....  
A. Slow down completely stop and then turn  
B. First move to the right to enable him to turn left easily  
C. Give the necessary signal in good time

52. Sign L4 prohibits you from...  
A Using that section of the road during certain hours  
B. Parking there between 09:00 and 16:00  
C. Stopping there at certain hours

85. You may transport goods on your vehicle that they....  
A. Protrude 2.0 m at the rear  
B. Protrude 450 mm in front  
C. Are with the vehicle 2.4 m wide

86. Sign B2 shows you that if your vehicle has a GMV of...  
A. 8 t you must drive there at all times  
B. 12 t you must drive there at all times  
C. 10 t you can drive there whenever you want to

87. You may carry passengers in a vehicle that is being towed...  
(i) If you only travel at 35km/h  
(ii) If the vehicle that is being towed is a semi-trailer  
(iii) Only if the vehicle that tows something is a tractor

SELECT THE CORRECT COMBINATION

A. (i) and (ii) only are correct  
B. All of the above are correct  
C. (ii) only is correct

88. Sign K2 shows you that....  
A. All heavy vehicles may drive here during the times showed on the sign  
B. Tankers must use this road during the times showed on the sign  
C. Vehicles carrying hazardous products may only use the road during the times showed on the sign

89. You may not reverse your vehicle for further than....  
A. 500 m  
B. 100 m  
C. as it is safe to do so

90. Sign D10 shows you that....  
A. Vehicles longer than 15 m may not drive past this sign  
B. The road is only 15 m wide past this sign  
C. No vehicles with trailers may drive past this sign

91. If you have a learner's license for a heavy motor vehicle...
- (i) There must be someone with you in the vehicle with the same driving license
  - (ii) You are not allowed to drive on a freeway
  - (iii) No passengers are allowed with you in the vehicle

SELECT THE CORRECT COMBINATION

- A. All of the above are correct
- B. Only (i) is correct
- C. Only (i) and (iii) are correct

92. Sign W6 shows you that...

- A. The road forks ahead on a steep decline and should slow down
- B. Your brakes will be checked at a stop ahead where you must stop
- C. There is an arrestor bed ahead to be used when your brakes fails

93. The distance it takes the driver of a motor vehicle to stop it is....

- (i) Longer on a wet road than on a dry road
- (ii) Longer if the vehicle is traveling at a higher speed
- (iii) Longer if the vehicle is loaded

SELECT THE CORRECT COMBINATION

- A. None of the above are correct
- B. All of the above are correct
- C. (i) only is correct

94. To select a gear you must use number...

- A. 7&9
- B. 5&8
- C. 6&8

95. To stop your vehicle you must use number...

- A. 9
- B. 8
- C. 7

96. To turn your vehicle number... is used

- A. 5
- B. 4
- C. 6

97. To ensure that your vehicle does not move use number...

- A. 7
- B. 8
- C. 9

98. To accelerate your vehicle you must use number....

- A. 6

B. 8

C. 10

99. What controls must you use when you are going to turn sharp?

A. 1, 3, 5, 6 and 8 only

B. 3, 4, 5, 9 and 10 only

C. 1, 3, 4, 5, 6, 8 and 9 only

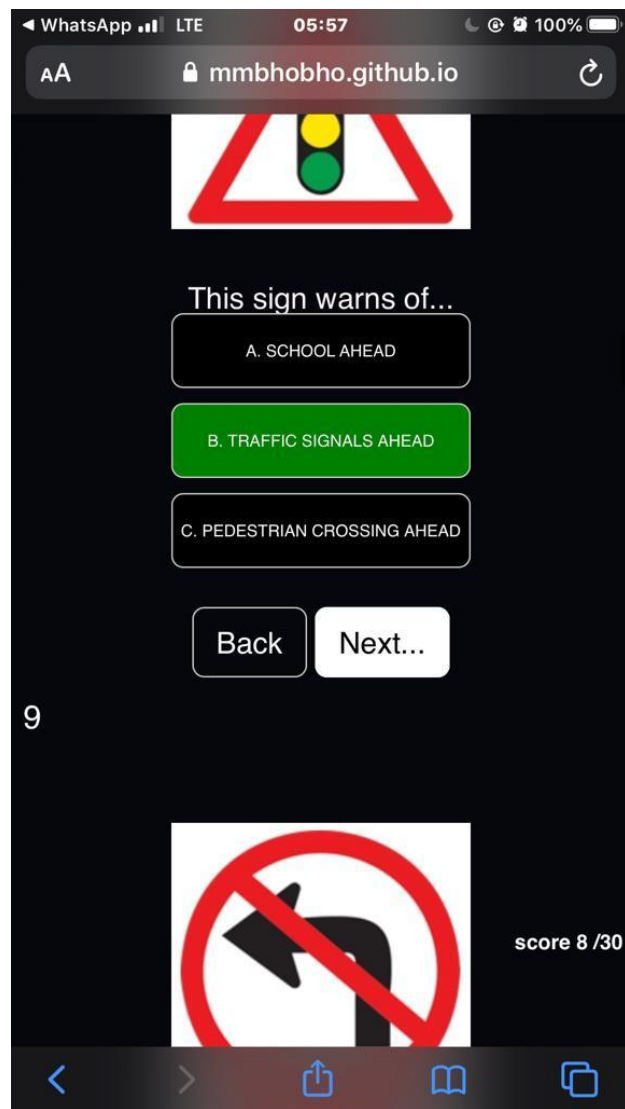
100. To indicate that you going to turn you must use number...

A. 3

B. 5

C. 11

([CLICK HERE](#)) TO ACCESS ALL THE NOTES, QUESTIONS AND ANSWERS FOR FREE!!!



([CLICK HERE](#)) TO ACCESS ALL THE NOTES, QUESTIONS AND ANSWERS FOR FREE!!!