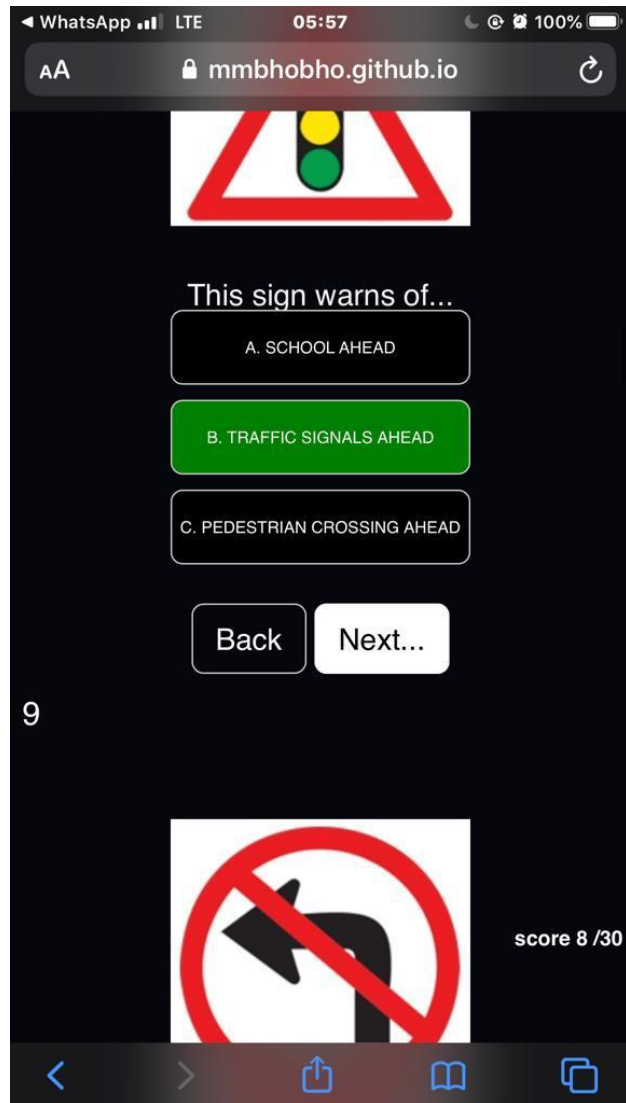


([CLICK HERE](#)) TO ACCESS ALL THE NOTES, QUESTIONS AND ANSWERS FOR FREE!!!



([CLICK HERE](#)) TO ACCESS ALL THE NOTES, QUESTIONS AND ANSWERS FOR FREE!!!

TEST B

5. You may not obtain a learner's license if...

- (i) You already have a license that authorizes the driving of the same vehicle class
- (ii) You are declared unfit to obtain a driving license for certain period and that period still prevails.
- (iii) Your license was suspended temporarily and the suspension has not yet expired

SELECT THE CORRECT COMBINATION

A. (i); (ii) and (iii) are correct

B. (ii) and (iii) only are correct

C. (i) only is correct

6. Sign O9 warns you that there is...

A. Possibly pedestrians ahead

B. A marked pedestrian crossing ahead

C. Possibly school kids close to or in the road

7. When are you allowed to drive your vehicle on the right-hand side of a road with traffic in both directions?

A. When you switch the emergency light of your vehicle on

B. When a traffic officer orders you to do so

C. Under no circumstances

8. Sign B8 shows you that you...

A. Can expect a sharp bend to the right

B. Will get a one-way road to the right

C. Must turn right at the next road

9. You are not allowed to stop...

A. Where you are also prohibited to park

B. 5 m from the bridge

C. Opposite a vehicle where the roadway is 10 m wide

10. Sign Q7 shows you that...

A. The road narrows from both sides

B. The freeway ends

C. There is a narrow bridge ahead

11. Road marking RTTM1 in the sketch 4 in the sketch booklet shows you that...

A. If you are driving in A, you must stop before this line and drive on when it is safe

B. If you are driving in A must reduce speed and drive in if it is safe to do so

C. If you are driving in B can pass A if there are no other vehicles in the intersection

12. Warning sign S3 shows you that...

A. There is a possibility of a flood ahead

B. The road ends because of water ahead

C. There is a low water bridge ahead

13. At an intersection....

- A. You must yield to oncoming traffic if you want to turn right
- B. Vehicles have the right of way over pedestrians
- C. You can use a stop sign as a yield sign if there is no other traffic

14. Road marking Y3 shows you that...

- A. The road surface is uneven
- B. Traffic may not overtake or cross it on either side
- C. It is a lane reserved for buses

15. When you want to change lanes and drive from L1 to L2 (sketch booklet sketch 8) you must...

- (i) Only do it when it is safe to do so
- (ii) Switch your indicators on in time to show what you are going to do
- (iii) Use the mirror of your vehicle to ensure that you know of other traffic

SELECT THE CORRECT COMBINATION

- A. Only (i) and (ii) are correct
- B. All of the above are correct
- C. Only (ii) and (iii) are correct

16. Road marking Z5 warns you that....

- A. There is a level crossing with one railway line ahead
- B. Roads cross ahead
- C. The freeway ends ahead

17. If you see that someone wants to overtake you, you must...

- (i) Keep to the left as far as is safe
- (ii) Not drive faster
- (iii) Give hand signals to allow the person to pass safely

SELECT THE CORRECT COMBINATION

- A. (i) and (ii) only are correct
- B. All of the above are correct
- C. (ii) only is correct

18. When you see sign A6 you must...

- A. Know that that section of the road is for the use of pedestrians only
- B. Give right of way to pedestrians who would like to cross the street
- C. Stop because school kids might cross the road

19. When you drive...

- A. You must have two hands on the steering wheel
- B. Your vision of the road and the traffic must be unobstructed
- C. You must wear shoes with rubber soles

20. Sign R1 warns you that the road....

- A. Has many curves
- B. Is slippery when it is wet
- C. Is surface is damaged

21. The legal speed which you may drive...

- A. Is always 120 km/h outside towns/cities
- B. Can be determined by yourself if you look at the number of lanes that the road has.
- C. Is shown to you by signs next to the road

22. Sign O4 shows you that...

- A. There is a compulsory police stop ahead
- B. There is a robot ahead
- C. You are now entering an urban area

23. Where may you legally stop with your vehicle?

- A. A 4mm from a tunnel
- B. 5m from a pedestrian crossing
- C. 6m from a railway crossing

24. What does warning sign O3 shows you?

- A. The road Winds ahead
- B. A number of sharp curves is ahead
- C. A concealed entrance to the left is followed by one to the right

25. If you are driving towards the circle in Z4 and there are also vehicles from the other three sides, you....

- A. Must always wait for the vehicle from your right before you drive on
- B. May drive on if you were the first vehicle over the line
- C. Must stop with all the vehicles and only drive on when it is safe

26. Sign BB4 shows you that only....may Park there

- A. Goods vehicles that load or unload
- B. Motorcars that load or unload
- C. Construction vehicles

27. You may not....

- (i) Run the engine of your vehicle unattended
- (ii) Use your vehicle without a cap on the fuel tank
- (iii) Spin the wheels of your vehicle when pulling off

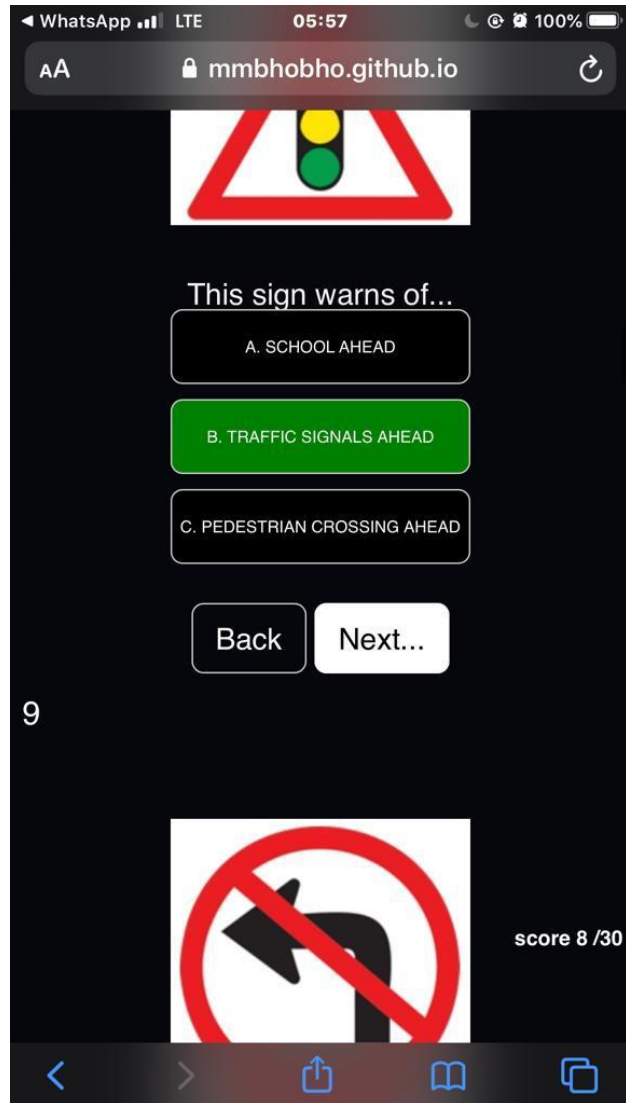
SELECT THE CORRECT COMBINATION

- A. (i) and (ii) only are correct
- B. (ii) only is correct
- C. All of the above are correct

28. When the robot is red and the green arrow flashes to the right (X5), it shows you that....

- A. Only pedestrians may walk

([CLICK HERE](#)) TO ACCESS ALL THE NOTES, QUESTIONS AND ANSWERS FOR FREE!!!



([CLICK HERE](#)) TO ACCESS ALL THE NOTES, QUESTIONS AND ANSWERS FOR FREE!!!

B. If you want to turn right you may go

C. All traffic must turn right there

29. What is the maximum period of time that a vehicle may be parked in one place on a road outside urban areas?

A. 7 days

B. 48 hours

C. 24 hours

30. When you see sign S7 you must...

A. look out for road works where tractors operate

B. Know that only agricultural vehicles may drive there

C. Be on the look out for agricultural vehicles that may be on the road

31. When may you not pass another vehicle? When you...

(i) Are nearing the top of a hill

(ii) Are nearing a curve

(iii) Can only see 100 m in front of you because of the smoke over the road

SELECT THE CORRECT COMBINATION

A. (i) only is correct

B. All of the above are correct

C. (i) and (ii) only are correct

32. Warning sign Q4 shows you that...

A. The road on which you are driving is going to change to gravel road

B. Potholes are to be found on the road ahead

C. The road is ending ahead

33. If you come to a traffic light and the red light flashes, you must...

A. Stop and wait for the light to change to green before you go

B. Stop and only go if it is safe to do so

C. Look out for a roadblock as the light shows you a police stop

34. What does sign J8 shows you?

A. You are not allowed to travel faster than 100 km/h at night

B. If you cannot see more than 100 m in front of you, switch your lights on

C. Dangerous conditions for the next 100 km

35. The furthest that your vehicle dim lights may shine in front of you is...m

A. 45

B. 100

C. 150

36. Road markings RTM3 in the sketch booklet sketch 8...

A. Shows you that you may not stop further than the front one of the two

B. Are the lines where pedestrians walk

C. Are lines that indicate another traffic lane

37. What is important with regard to the hooter of your vehicle?

- A. The tone of pitch of the sound may not change
- B. Someone must hear it from a distance of at least 45 m
- C. You may use it to get the attention of someone that you would like to offer a lift

38. Look in the sketch booklet, sketch 6. When you see road marking (a), you...

- A. May not park there because it is parking for ambulances only
- B. May not park there at all
- C. Know it is a lane reserved for emergency vehicle

39. You may...

- A Drive your vehicle on the sidewalk
- B. Allow your vehicle to move backwards only if it is safe to do so
- C Leave the engine of your vehicle running when you put petrol in

40. If you see sign B2 you know that...

- A. Vehicles with a mass of 10 tonne and less may not drive there
- B. Vehicles with a mass of more than 10 tonne may not drive there
- C. That section of the road can only carry vehicles that weigh up to 10 tonne

41. When do you have right of way?

- (i) When you are within the traffic circle
- (ii) When you have stopped first at a four-way stop
- (iii) When you want to turn right at an intersection in a two-way road

SELECT THE CORRECT COMBINATION

- A. Only (i) and (ii) are correct
- B. All of the above are correct
- C. Only (i) is correct

42. Arrow E in the sketch booklet, sketch 5, shows you that you...

- A. Must turn right from that lane
- B. Can turn right or move straight on if it is safe
- C. Can still change lanes if want to go on straight

43. The last action that you must take before moving on another lane is to...

- A. Switch on your indicator
- B. Check the blind spot
- C. Look in the rear view mirror

44. Sign N3 shows you that there is a...

- A Sharp curve to the left ahead
- B. Obstruction left of the road
- C. Detour to the left

45. You may overtake another vehicle on the left-hand side...

- (i) When that vehicle is going to turn right and the road is wide enough that it is not necessary to drive on the shoulder
- (ii) Where the road has two lanes for traffic in the same direction
- (iii) If a police officer instruct you to do so

SELECT THE CORRECT COMBINATION

- A. (iii) only is correct
- B. (ii) and (iii) only are correct
- C. all of the above are correct

46 Road marking Y1 shows you that you must....

- A. Stop
- B. Look out for school kids
- C. Yield to all users of the road and possibly also trains

47. The license for your vehicle (clearance certificate) is valid for...

- A. 12 month
- B. 90 days
- C. 21 days

48. Sign DD7 shows you that...

- A. The road turning to the right ends ahead
- B. You are not allowed to turn right there
- C. There is a T-junction ahead

49. Your vehicle's headlights must be switched on...

- (i) At any time of the day when you cannot see persons and vehicles 150 m in front of you
- (ii) From sunset to sunrise
- (iii) When it rains and you cannot see vehicles 100 m in front of you

SELECT THE CORRECT COMBINATION

- A. (ii) only is correct
- B. (i) and (ii) only are correct
- C. All of the above are correct

50. Sign T2 shows you that there is a...

- A. Curve to the left ahead
- B. Temporary obstruction left of the road
- C. Temporary detour to the left

51. At an intersection...

- A. You must yield to oncoming traffic if you want to turn right
- B. Vehicles have the right of way over pedestrians
- C. You can use a stop sign as a yield sign if there is no other traffic

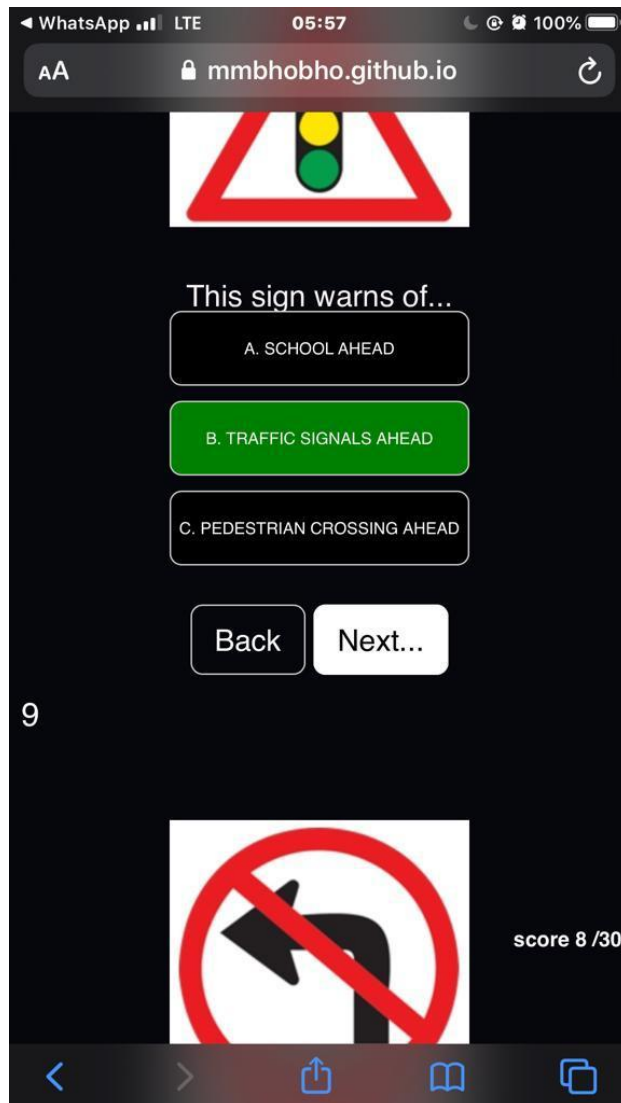
52. Sign A2 shows you that you must...

- A. Turn left at the stop sign

B. Stop and then turn left or drive straight on

C. Stop but if you want to turn left you can use it as a yield sign

([CLICK HERE](#)) TO ACCESS ALL THE NOTES, QUESTIONS AND ANSWERS FOR FREE!!!



([CLICK HERE](#)) TO ACCESS ALL THE NOTES, QUESTIONS AND ANSWERS FOR FREE!!!

85. If you only have a learner's license for heavy motor vehicle...

- (i) Then there must be someone with you in the vehicle with the same driving license
- (ii) You are not allowed to drive on a freeway
- (iii) No passengers are allowed with you in the vehicle

SELECT THE CORRECT COMBINATION

A. all of the above are correct

B. Only (i) is correct

C. Only (i) and (iii) are correct

86. Sign D10 shows you that...

A. Vehicle longer than 15 m may not drive past this sign

B. The road is 15 m wide past this sign

C. No vehicle with trailer may drive past this sign

87. You may transport goods on your vehicle that they...

A. Protrude 2.0 m at the rear

B. Protrude 450 mm in front

C. Are with the vehicle 2.4 m wide

88. Sign P9 warns you that you may not drive there if your vehicle is...

A. Longer than 4.42 m

B. Higher than 4.42 m

C. Wider than 4.42 m

89. You may carry passengers in a vehicle that is being towed....

(i) If you only travel at 35 km/h

(ii) If the vehicle that is being towed is a semi-trailer

(iii) Only if the vehicle that tows something is a tractor

SELECT THE CORRECT COMBINATION

A. (i) and (ii) only are correct

B. all of the above are correct

C. (ii) only is correct

90. Sign W6 shows you that...

A. The road forks ahead on a steep decline and you should slow down

B. Your brakes will be checked at the stop ahead where you must stop

C. There is an arrestor bed ahead to be used when your brakes fails

91. You may not reverse your vehicle for further than....

A. 500 m

B. 100m

C. As it is safe to do so

92. Sign G2 prohibits all...driving there
- (i) Vehicles conveying dangerous goods
 - (ii) Goods vehicles
 - (iii) Abnormal vehicles
 - (iv) Heavy vehicles

SELECT THE CORRECT COMBINATION

- A. All of the above are correct
- B. Only (i) is correct
- C. Only (iii) and (iv) are correct

93. To stop your vehicle, you must use number...

- A. 9
- B. 8
- C. 7

94. The distance it takes the driver of a motor vehicle to stop it is....

- (i) Longer on a wet road than a dry road
- (ii) Longer if the vehicle is traveling at a higher speed
- (iii) Longer if the vehicle is loaded

SELECT THE CORRECT COMBINATION

- A. None of the above are correct
- B. All of the above are correct
- C. (i) only is correct

95. To select a gear, you must use numbers....

- A. 7&9
- B. 5&9
- C. 6&8

96. To ensure that your parked vehicle does not move, use number...

- A. 7
- B. 8
- C. 9

97. To turn your vehicle, number... is used

- A. 5
- B. 4
- C. 6

98. What controls must you use when you are going to turn sharp?

- A. 1, 3, 5, 6 and 8 only
- B. 3, 4, 5, 9 and 10 only
- C. 1, 3, 4, 5, 6, 8 and 9 only

99. To indicate that you are going to turn, you must use number...

- A. 3

B. 5

C. 11

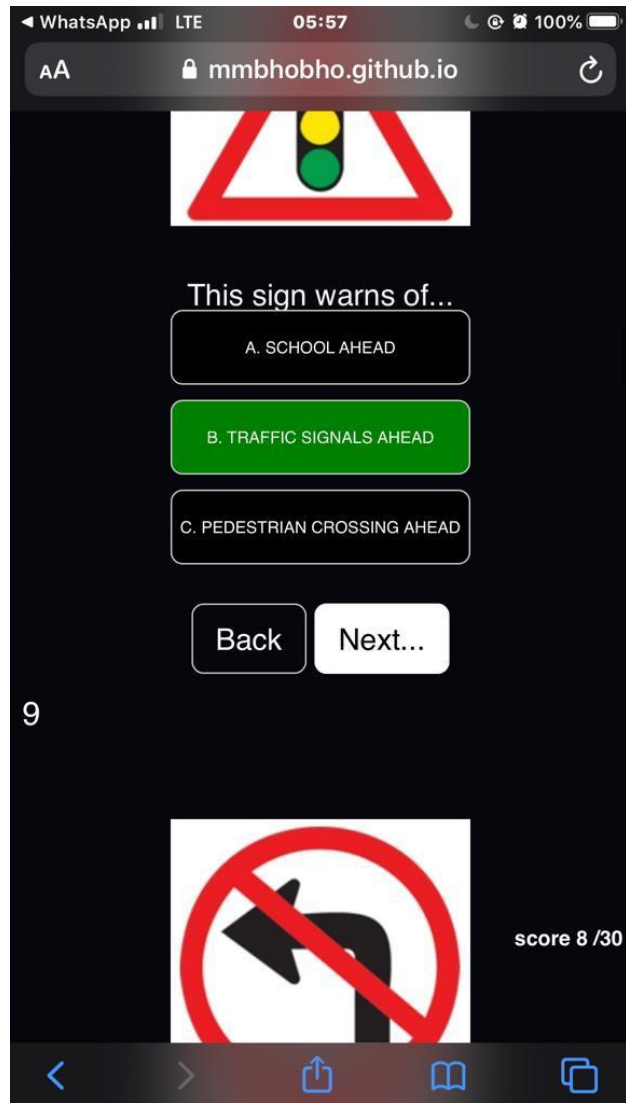
100. To accelerate your vehicle, you must use number....

A. 6

B. 8

C. 10

([CLICK HERE](#)) TO ACCESS ALL THE NOTES, QUESTIONS AND ANSWERS FOR FREE!!!



([CLICK HERE](#)) TO ACCESS ALL THE NOTES, QUESTIONS AND ANSWERS FOR FREE!!!